



# GUILD NEWS

*The official newsletter of the Minot Prairie Quilters*

## UPCOMING MEETINGS

### GUILD MEETING

May 4, 2023

Social at 6:30 PM

Meeting at 7:00 PM

Vincent United Methodist Church  
1024 2nd St SE Minot, ND

### GUILD BOARD

May 18th at 6:00 PM

Vincent United Methodist Church

### FESTIVAL BOARD

May 18th at 7:00 PM

Vincent United Methodist Church

### MEETING SERVERS

Michelle Senger, Corrina Lemer,  
Shelly Opland, Kay Haugen, Irene  
Ost, Mary Kohler, and Linda Hoff.



## President's Message

by Sue Brown

Just a few thoughts...

Spring seems to finally be here. I may have jinxed it by taking off my snow tires. We will see.

The May meeting will be so much fun! We will have a May basket exchange, flea market, assigned seating and everyone's favorite "Show and Tell."

Yes we will have assigned seating at the May meeting. Please embrace this and get to know someone new! If you bring a guest of course you can sit together and they can purchase at the flea market. Servers will sit together.

A note on Show and Tell...please "print" your name and check the box saying whether you want your items shown on Facebook or not.

Saturday Sewing was wonderful! We had a potluck of sandwiches, soup and delicious salads. I always feel like I am on a mini-retreat! Thanks Sheila Latham for organizing this each month!

See you at the meeting!

## May Basket Exchange

by Sue Brown

We will be having an optional May Day basket exchange at the May meeting. Bring a basket, get a basket. Price range up to \$10.00. Doesn't have to pertain to quilting. Plants, pansies, fat quarters, home baked goods, chocolate, nuts and gourmet mixes are just a few ideas. Can be a basket, box or a plain old gift bag. Be thoughtful and creative. Please don't clean out your junk! This should be a basket that you would like to get. Put your name on the inside. We always want to know who to thank! Last year we had 29 baskets. Can we beat that this year?



## Minot Prairie Quilters Guild

PO Box 306 Minot ND 58702  
www.minotquilters.com

### President

Sue Brown  
guildpresident@minotquilters.com

### Vice President

Celeste Hauser

### Past President

Sheila Latham

### Secretary

Sheila Latham  
secretary@minotquilters.com

### Treasurer

Lynn Heald  
treasurer@minotquilters.com

### Community Service

Sharleen Larson, Judi Green, &  
Luanne Duchsherer

### Education & Programs

Jackie Slagle

### Festival 2024

Bev Cushing  
festival@minotquilters.com

### Historian

Lexie Huff  
historian@minotquilters.com

### Hospitality

Pam Abrahamson, Lisa Krebsbach,  
Alicia Cross, Michelle Myers

### Library

Debby Brothers, Kim Block

### Membership

Linda Hoff, Carla Preston  
guildmembership@minotquilters.com

### Newsletter

Jana Frederick  
newsletter@minotquilters.com

### Publicity & Member FB

Corrina Lemer

### Web Liaison

Michelle Myers  
webmaster@minotquilters.com

### Public Facebook

Stacy Walz

### Raffle Quilt Tickets

Janet Sabol

### Pet Beds

Terry Hillman

## Education

by Jackie Slagle

### Flea Market

May meeting we will hold a flea market after the meeting is over. All items must be marked with your number and price on tag safety pinned to the item. Set up will be from 6:00 to 6:30 PM and no sales will be made until the meeting is adjourned. Please have all prices in increments of .25. Get your sewing room spring cleaning done and bring treasures to sell. If you do not remember your number or need one let me know.

### 2023 Block of the Month

We will have 2 blocks again for June, if you are behind or want to get in on the fun all prior blocks are in the Dec 2022 thru present newsletter or in files of Members Only FB page. Any questions let me know, Jackie Slagle

<https://www.quilterscache.com//A/AntiqueTileBlock.html>

<https://www.quilterscache.com/B/BirdsInTheAirBlock.html>

### We have a great opportunity to have Carla Fettig come and teach Custom Prints from Solids .

This class is based on Maria Shell's print making techniques from her book, *Improv Patchwork: Dynamic Quilts Made with Line & Shape*. The book isn't a requirement however, it is an excellent resource.

This class will be held Friday eve and all day Saturday, Sept 15 and 16 at Vincent UMC. The inclusive cost will be \$70, which will cover class cost and all meals. You will get supply list ahead of time. Please contact Jackie at 701-240-9333 to reserve your place in the class.



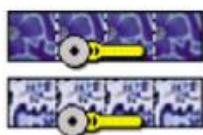
# Antique Tile

This makes a 12" block!

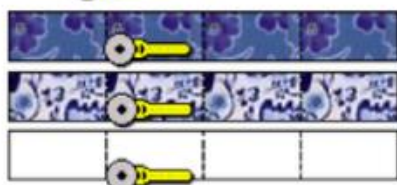


Please abide by the [Terms and Conditions of use!](#) :o)

## \*\* Preparing the Pieces and Sewing the Block \*\*



Start by marking and cutting the Color 1 and Color 2 2-1/2" x 10" strips into four 2-1/2" squares of each...



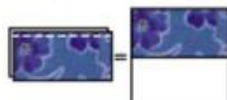
Next mark and cut the Color 1, 2 and 3 2-1/2" x 18" strips into four 2-1/2" x 4-1/2" rectangles of each...



Sew the Color 1 and Color 2 squares right sides together in pairs, using a scant 1/4" seam. Press seam to darker side. You will be making four units like this...



Sew the Color 2 rectangles to the side of the square pairs...two on the left, two on the right, with the Color 1 square on the bottom in each case. Press seam towards rectangle. These will be the block's four corner units...



Sew the Color 1 and Color 3 rectangles right sides together in pairs along one long edge, again using a scant 1/4" seam. Press seam to darker side. Make four units like this for the block's sides...



Now piece the block! Lay out all your units as shown at left, then sew three horizontal rows. Press top and bottom row seams towards the outsides, and center row seam towards the middle. ...and then join the rows!

## \*\* Supplies List \*\*



Color 1

Color 1 needs: one 2-1/2" x 10" strip AND one 2-1/2" x 18" strip



Color 2

Color 2 needs: one 2-1/2" x 10" strip AND one 2-1/2" x 18" strip AND one 4-1/2" square



Color 3

Color 3 needs: one 2-1/2" x 18" strip






# Birds In The Air

(that landed and are now standing around??)

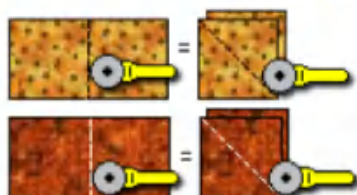
This makes a 6" block!

Four blocks are shown together at right!

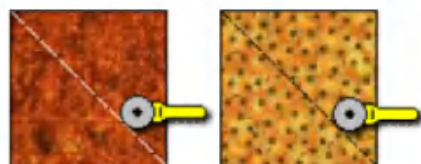


Please abide by the [Terms and Conditions of use!](#) :o)

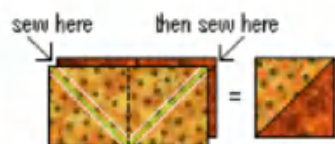
## \*\* Preparing the Pieces and Sewing the Block \*\*



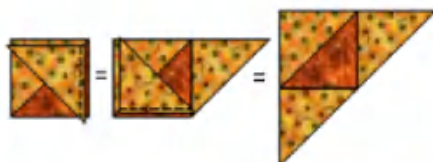
Start by cutting one 3-7/8" x 7-3/4" strip of each color into two 3-7/8" squares each. Then stack and cut them on the diagonal with a rotary cutter...



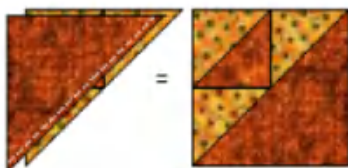
Next cut the large squares of each color on the diagonal...




Then speed piece the remaining 3-7/8" x 7-3/4" strip of each color, by stacking them right sides together with all edges aligned. Mark the 3-7/8" square line, mark the diagonals in the direction shown as well, then sew 1/4" above and below the diagonal markings, pivoting at the 3-7/8" square line. Cut apart ON the marked diagonal, and cut apart on the square line also. This will give you four half squares. Trim to measure 3-1/2" if needed...



Sew a Color 1 small triangle to one side of a half square, referring to diagram for placement, using a scant 1/4" seam, and pressing seam allowances towards square. Sew another Color 1 small triangle to the adjacent side as shown, pressing seam allowance towards triangle. Make two of these units. Then make two more with the colors reversed.



Next sew a large Color 2 triangle to the unit shown above, pressing seam allowance towards the Color 2 triangle. Make two of these. Sew a Color 1 large triangle to each of the two reverse color units you made. This is one Birds in the Air block!



Sew four blocks together to make a 12" grouping! Simple!! :o)



Here's an idea of what your quilt would look like! I have also seen this one done as a patchwork quilt, and a wonderful light and dark pattern emerges that way. To do one as a patchwork, just remember to have light fabrics pointing in SW to NE and dark fabrics pointing in SE to NW...

Have fun with this one!! :o)

and as always...

HAPPY QUILTING!

Marcia :o)

### **\*\* Supplies List \*\***--this makes FOUR 6" blocks!



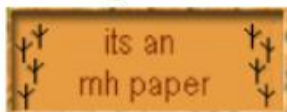
Color 1     Color 1 needs: two 3-7/8" x 7-3/4" strips AND one 6-7/8" square



Color 2     Color 2 needs: two 3- 7/8" x 7- 3/4" strips AND one 6-7/8" square

©Nov1999MHohn

<http://www.quilterscache.com>





## Stitching Sisters

by Carla Preston

Hello from the Stitching Sisters! Hope everyone is enjoying the now nice weather. We had 11 stitchers meet up for a fun filled afternoon April 6th. We were lucky to have a couple kits donated from the Willow Wood Market from Bonnie and we offered them up as giveaways and Linda donated the Pattern for Bunny Butts. I hope everyone enjoyed themselves at the Quilt Festival. There was a lot of talented people sharing their beautiful work. Hope you are planning for next year already! A reminder to join us on the 1st Thursday of the month 1-4:30 at the Minot Public Library. Next meeting May 4th. Hope to see you there! Happy Stitching!



## Library

by Debby Brothers and Kim Block



Retired Books Sale: We will be selling some of the older books from the library at the flea market at the May guild meeting. These books will be for sale at \$1.00 or \$0.50, as marked.

## Raffle Tickets

by Janet Sabol

Keep selling the tickets for this beautiful Nordic Stars quilt! I'll be at the June meeting for any additional tickets you'd like or to get money/ticket stubs. Your help is needed on June 17.



The Midsummer Festival is a Scandinavian heritage event, so I'll be involved all day with the Daughters of Norway. I can set up and take down the raffle quilt but will need members to sell tickets all day. Please sign up at the May & June meetings.

## Midsummer Festival 2023

by Pam Kolschefski

Midsummer Festival, June 17th, is quickly approaching. Hand crafted items and quilts are needed to sell and/or display at the Viking Market and on the hill at the Scandinavian Heritage Park. Last year we had over 30 quilts on the hill. Volunteers are also needed to set up, take-down, work cashbox and layout quilts on the hill. We have a nice shady spot to work under the trees! Members must complete a Quilt Entry Form and attach a photo for each quilt entered. A form must also be completed if you are selling anything at the Viking Market. If you are selling, you must sign up for a 3 hour shift or find someone to work for you. A fill-able pdf form will be attached to both May and June newsletters. You may also get forms at the May or June Guild meeting. Forms must be submitted on/before the June 1st meeting. They may also be emailed to Pam at [gardenia\\_62@hotmail.com](mailto:gardenia_62@hotmail.com). For questions contact Pam Kolschefski at (701) 720-4981

## Fun Fact

by Sue Brown

The world's largest historical quilt is in Antler, ND. It depicts the state of ND as a map. It measures 11,390 sq. feet. It was first certified by the Guinness Book of World Records July 14, 1988. 85 feet by 134 feet.





**Minot Prairie Quilt Guild  
General Meeting  
Vincent United Methodist Church  
April 6, 2023**

**Snacks and Members with April Birthdays**

President Sue Brown announced the names of the members with April birthdays and asked them to go through the snack line first at 6:40pm.

**Presentation by Debbie Kauffman**

Debbie presented information regarding the background of the Transcendence Quilt.

**Meeting was called to order by the President at 7:00pm**

All members were welcomed by the President. There were 49 members present.

**Secretary's Minutes**

Sue asked if there were any corrections or additions to the March 2, 2023 minutes as printed in the newsletter. Motion to approve the minutes as printed was made by Janet Sabol and seconded by Lynn Heald. Voice vote carried.

**Treasurer's Report**

Lynn Heald reported the amounts of income, expenses, and final balance. Treasurer's monthly report was accepted pending annual audit.

**Membership**

The Name Tag drawing was held, and the winner was Debra Forsberg. After drawing a few numbers and asking about the "Fun Fact" printed in the newsletter, Kim Block was awarded a jar of crabapple jelly for knowing the correct answer. Linda reported that the total number of members is 137 and updated rosters are available.

**Correspondence**

We received a "Thank You" card from Gerry Burns for the door prize she won at Festival that was donated by the Guild.

**Servers**

April's servers were acknowledged and asked, "What kind of car was your first car, and is there a story that goes with that?" The winner was Diane Cluever.

**Quilting Dilemmas**

Terry Hillman asked for advice on how to handle spots on a quilt. Suggestions were to try a few drops of Dawn or a product called 'Grandma's Spot Remover'.

**Hospitality**

Lisa Krebsbach requested 2 more volunteers for May. Many quickly filled this request.

**2023 Raffle Quilt**

Janet Sabol reported that members can turn in or pick up tickets.

**Community Service**

Sharleen Larson thanked those who have worked on quilts. She said some piecing kits, and some quilts that need quilting are available, and reminded members that when you are turning over a quilt top, make sure to let one of the community service people know so that proper credit can be given.

**Sewing Days**

The next sewing days are **April 22nd**, and **May 20th** from **9am to 5pm** at **Vincent United**. There will be potluck at the April event. Sandwich makings and pasta salad will be provided.

**Festival**

- Jackie Slagle thanked all the volunteers who helped at Festival
- Verla Geinert reported that her granddaughter and friends cannot wait for the next youth sewing class to be offered. She reports that there are plans to invite more friends and maybe some cousins because they had such a great time at the Festival youth class!
- Mary Kohler shared how the Guild equates to small town living. She says there is plenty of time to plan, share your talents, and volunteer. There are many positions open and she invites all members to volunteer to help with the 2024 Festival.

**Midsummer Event – Saturday, June 17th, 9am – 5pm**

- Pam Kolschefski reports that there will be a vendor's market, and you should plan to work a shift if you are selling at the market.
- Pam would like to have a co-chair and will also need volunteers to help with the quilts on the hill.
- Raffle Quilt should have their own table and volunteers.

## Library, Facebook pages, Website, and Pet Beds

No report.

## Education

- Connie Busch demonstrated how to diagonal piece a backing using the Jinny Beyer method. She recommended getting the worksheet at the Jinny Beyer website.
- Jackie Slagle said that we will have a flea market at the May meeting. Everything should be marked with your seller's number and the price. If you need a seller's number, be sure to get your number from Jackie. There will not be any buying until after the meeting, but be sure to have your items set out in advance of the beginning of the meeting.
- Jackie has been in contact with Carla Fettig regarding the possibility of her teaching a class to guild members on Friday evening, September 15th, and Saturday, September 16th called *Creating Prints from Solids*. This class was offered at Festival and was well received. It is based on Maria Shell's book *Improv Patchwork*. Kona Cottons are the recommended fabric for this class. Sign up will be available at the May meeting.

## August Quilt Retreat

The retreat is named "Coffee, Tea, and Quilting" this year. Sign up will be available on a first come, first served basis at the May meeting.

## Bylaws Position

Sue Brown notified membership that Debra Forsberg has resigned from this position. This position also includes the job descriptions which are currently in the process of being updated. Sue asked for any volunteers for taking over this position to contact her.

## Lunch with the Pres

Carla Preston will have lunch with our president this month.

## Block of the Month

Jackie Slagle held a drawing for those who completed their block of the month blocks. The winners were Corrina Lemer, Carla Preston, and Gerry Burns. Jackie also said there will be 2 blocks for May.

## Stitching Sisters Wool Group

It was reported that 11 members attended the meeting today.

## Show and Tell

18 members shared their projects.

## Adjournment

Sue adjourned the meeting at 8:45pm.

Respectfully submitted by Diane Cluever, Acting Secretary

Name	Description/Name of Quilt
1. Lynn Heald	2 purses and a plant
2. Jackie Slagle	2 30" x 30" quilts
3. Luanne Duchsherer	7 CS, R/B quilt
4. Linda Hoff	Bunny Butts
5. Carol Kraft	Bargello
6. Judi Breen	1 Quilt, 2 UFOs
7. Nicia Cross	Starfleets
8. Michelle Myers	Memory Quilts X 2
9. Jennifer Fuller	T-shirt Quilt, Finley's quilt
10. Patty Brethorn	wool - flowers in basket
11. Connie Busch	wool basket of blooms
12. Celeste Hauser	Four Square
13. Bonnie Benton	Covid project
14. Janet Stadel	Anderson's Blocks - Ticker twin
15. Jacquie Younger	Granddaughters Wedding Quilt
16. Sheila Anderson	Wool Sunflower (#5) Penny rug
17. Liz Kraft	Clarity top
18. Verla Geinert	- 2 Topics

## Minot Prairie Quilt Guild

### Board Meeting

### Vincent United Methodist Church

April 6, 2023

### Meeting was called to order at 6:00 pm by President Sue Brown

Board members in attendance were Sue Brown, Celeste Hauser, Lynn Heald, Sheila Latham, Sharleen Larson, Linda Hoff, Corrina Lemer, Jackie Slagle, Debbie Brothers, Luanne Duchsherer, Bev Cushing, and Mary Kohler on video. There were twelve members present, thus meeting the requirement for a quorum.



Non-voting members (co-chairs) present: Carla Preston, Michelle Myers, Kim Block

Others present: Pam Kolschefski

### **Secretary's Minutes**

President Sue Brown asked if there were any additional corrections or additions to the March 13, 2023, Board meeting minutes as printed in the April 2023 newsletter. Motion to approve the minutes was made by Linda Hoff and seconded by Luanne Duchsherer. Voice vote carried.

### **Treasurer's Report**

Lynn Heald reported the amounts of income, expenses, and current balances of Guild accounts. Lynn gave a report of the expenses to be approved and paid. A motion was made by Celeste Hauser and seconded by Linda Hoff to accept the report pending annual audit for 2023. Voice vote carried.

### **Unfinished Business**

The Board discussed the need for an additional storage unit. After discussion it was felt there is not a need at this time for an additional storage unit.

### **Community Service**

Sharleen reported there are kits being organized and the committee plans to meet at Saturday Sewing, April 22 to continue to assemble kits. She reported 14 quilts have been completed by volunteers.

### **Education**

Jackie Slagle reported we will continue with Block of the Month. Members can find the directions for the blocks on our Member's Only Facebook page in the file section. Jackie reported we will have the Flea Market after the May meeting. Members are asked to use their flea market numbers, if they don't have one, they can reach out to Jackie to obtain a number. Members will need to set up by 6:30 on the tables set up for the flea market. Sales will be after the May meeting.

Jackie reported she is working on a September education opportunity with Carla Fettig. The dates she is working on are September 15th and 16th. It will be Friday evening and Saturday. This will be the class she taught at Festival – Custom prints from Solids. The amount being charged will depend on the number of members wanting to take the class and will need to cover the costs of having the class. A motion was made by Lynn Heald to pursue a Fall Education opportunity on September 15th and 16th with Carla Fettig. The motion was seconded by Celeste Hauser. After discussion voice vote carried.

### **Festival 2023**

Jackie Slagle reported the evaluation comments regarding the Clarion were sent to the hotel. There were several pages of them. An email was also sent regarding the Pasta meal. A meeting was held with the Clarion on April 20th, with the owner, manager, Jackie Slagle, Lynn Heald and Bev Cushing. The owner was very rude. He stated our bill was past due, however, a bill was never sent to Lynn to pay. The Clarion stated they do not want to rent their space to the guild in the future. Jackie stated she will be sending an email to the CVB in regard to our experience with the Clarion.

### **Festival 2024**

Bev Cushing has been looking at potential spaces for the 2024 Festival. She has gone to the Auditorium, Grand and MSU. So far, these venues are not looking as possibilities for 2024. After the Clarion meeting, Bev, Jackie and Lynn went over to the Fair Grounds. There results will be discussed with the Festival Board. She will report back once a decision has been made on the venue and date.

### **Historian**

Alexis Huff sent in a request that since she is still fairly new to guild and is still learning everyone's name, that when you are signing in for show and tell to please print your name and check the box for allowing your projects to be on the members only Facebook page or write in NO if that is not your desire. She said Thanks in advance for helping a gal out.

### **Hospitality**

Sue Brown asked if we should have May Baskets at the May meeting. It was decided to have them. Sue will put a note in the newsletter. Sue also reported there will be assigned seating at the May meeting.

### **Library**

Debbie reported she will have some of the old guild library books for sale during the Flea Market. She thought she would need half a table for the books.

### **Membership**

Linda Hoff reported we currently have 138 members.

### **Facebook**

Corrina had no report.

## Newsletter

Reminder that the deadline for the newsletter is Sunday, April 23rd.

## Standing Committee Reports

### Raffle Quilt 2023

Janet Sabol had given her report to the President to present since she could not attend the meeting. It was reported 2,541 tickets have been sold. She reported \$360 tickets were sold at Festival. She will at the Verendrye meeting.

### Position Descriptions

Debra Forsberg has stepped down from this committee. Michelle Myers agreed to continue work on the job descriptions.

### Web Liaison

Michelle Myers had no report.

### Midsummer Festival

Pam Kolschefski has the application for the same spot as the last couple of years. The cost will be \$50. A motion was made by Jackie Slagle and seconded by Michelle Myers to put in the application and pay the fee for the guild to participate in the Midsummer Festival on June 17, 2023. Voice vote carried.

### Stitching Sisters Wool Group-

Carla Preston had no report. They meet the first Thursday of the month before the guild meeting from 1 to 4:30 pm at the library.

### Pet Beds

No report.

### Retreat

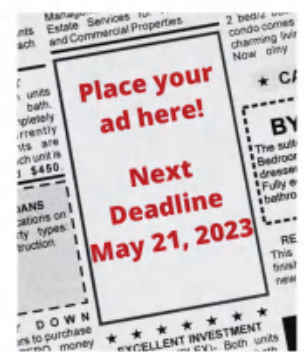
The retreat "Coffee, Tea and Quilting" from August 18 to 20th will have sign ups starting at the May meeting. Payments of half down will be taken at the meeting.

### Adjournment

President Sue Brown adjourned the meeting at 7:04 pm.

*Respectfully submitted by Sheila Latham, Secretary*

<b>Saturday Sewing 2023</b> <b>Vincent United Methodist Church</b> <b>9:00 AM - 5:00 PM</b>		
<del>January 21</del>	<del>February 18</del>	<del>April 22</del>
May 20	June 10	August 19
September 16	October 14	November 4



# HaPPY BiRTHDaY



Connie Dosch (1)  
Michelle Senger (1)  
Barbara Britton (6)  
Celeste Hauser (6)  
Jackie Case (17)

Kelly Trone (19)  
Lyla Kraft (25)  
Mollie Jorgensen (27)  
Shelley Opland (30)







# Coffee, Tea, and Quilting Retreat

Come join us for a relaxing few days at the end of summer to unwind with friends at the Minot Prairie Quilt Guild retreat. Once again it will be held at Metigoshe Ministries just north of Bottineau, ND on beautiful lake Metigoshe. This year we are celebrating the friendships we develop over **Coffee, Tea, and Quilting**. The retreat officially starts on Friday, August 18th at 1:00 PM and ends at 3:00 PM on Sunday, August 20th. Registration is on a first-come, first-served basis. The fee is \$140 for overnight quilters in themed rooms (bedding and towels included) and \$100 for daytime quilters.

Meals included are Friday dinner, Saturday lunch and dinner, and Sunday brunch. Continental breakfast will be served to all overnight guests. Bringing a snack to share is encouraged but not mandatory.

Nametags, cutting tables, and ironing stations will be furnished. A flea market will be available Friday and Saturday.

Payment: deposit of 50% is due at registration. Checks to be made out to MPQG and given to Jackie Case at the May 4th guild meeting or mailed to her address: 2405 14th St NW, Minot, ND 58703. Mailed registrations must be postmarked after May 4, 2023 or they will not be accepted. Balance is due by the August 3rd guild meeting.

If you plan to arrive early, you must make your own arrangements with Maddie at Metigoshe Ministries at (701) 263-4788 Ext 29.

Refund Policy: Refunds are issued for family or medical emergencies only. Any other cancellation must be made two weeks prior to the retreat. Contact CeeCee Thompson at (701) 240-7316 with any changes.

## REGISTRATION

Name: \_\_\_\_\_

Phone: \_\_\_\_\_

Address: \_\_\_\_\_

Email: \_\_\_\_\_

I'd like to room with: \_\_\_\_\_

Dietary restrictions or handicap room: \_\_\_\_\_





# MIDSUMMER QUILT ENTRY FORM 2023

One form per  
quilt entry

Drop off will be at Scandinavian Heritage Park at 7:30am on Saturday, June 17, 2023. Entries must be picked up after 5pm on Saturday, June 17, 2023 at Scandinavian Heritage Park.  
**YOU MUST HAVE YOUR PICKUP RECEIPT.**

Thank you for wanting to display your quilts in this special opportunity. Please include a photo of each quilt you wish to display. Please indicate your choice of which quilt you would want displayed 1st, 2nd, or 3rd. If we have too many to display, we will display your 1st choice, etc. Please include amount if you are planning on selling your quilt. Members selling items must work a 3 hour shift or find someone to work for them.

Exhibitor's Name: \_\_\_\_\_

Address: \_\_\_\_\_ Email Address: \_\_\_\_\_

City: \_\_\_\_\_ State/Prov: \_\_\_\_\_ Zip/Postal Code: \_\_\_\_\_ Phone #: \_\_\_\_\_

Quilt Name: \_\_\_\_\_

Size (inches) width \_\_\_\_\_  
length \_\_\_\_\_

1st Choice:

2nd Choice:

3rd Choice:

Amount (if selling): \$ \_\_\_\_\_

Please let us know if you are planning to have items in the Viking Market, please check: YES ☐ NO ☐

Please tell us the initials/membership number you will be using on your tags. \_\_\_\_\_.

All tags must be attached with small safety pins and with string attached. (Like we do for Hostfest and Flea Market)

## DISCLAIMER OF RESPONSIBILITY:

Entrants are responsible for their own insurance. I hereby agree that neither the Minot Prairie Quilters, nor any of its members, shall be responsible for any loss, theft, or damage to any article exhibited by me or any items to be sold by me at the Viking Market. Please remember to bring plastic or sheet if you want to have this under your quilt.

Exhibitor's Signature: \_\_\_\_\_ Date: \_\_\_\_\_

### Quilt Identification Tag

*(Attach to bottom back corner of quilt)*

Quilt Name: \_\_\_\_\_

Name: \_\_\_\_\_

Address: \_\_\_\_\_

Phone Number: \_\_\_\_\_

Alternate Pickup Name: \_\_\_\_\_  
(if someone else will be picking up for you)

### Pick up Receipt

*(Keep to Claim Entry)*

Quilt Name: \_\_\_\_\_

Name: \_\_\_\_\_

Address: \_\_\_\_\_

Phone Number: \_\_\_\_\_

*Pickup is from 5:00 p.m to 5:30 p.m. Saturday, June 17, 2023*





**MINOT PRAIRIE QUILTERS GUILD**

**PO BOX 306**

**MINOT ND 58701**

***WWW.MINOTQUILTERS.COM***